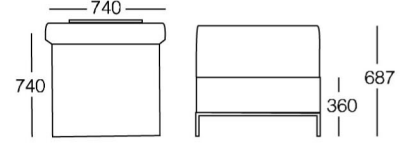


# SLIM MODULAR SOFA SET

# PAPATYA®

## MAIN MODULE

(A)



### ALUMINIUM BASE COLOURS



101 White



103 Anthracite



104 Taupe



113 Brass

### CUSHION COLOURS

#### ETISILK



02631



02709



02306



02183



#### BATYLINE EDEN



00566



00563



00555



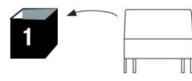
### Net weight

(kg)  
11.26

### Gross Weight

(kg)  
13.26

### Packaging



790x790x430 / m<sup>3</sup> 0.27

### Shipment Details



20' : pcs.  
40' : pcs.  
40HC : pcs.  
100cbm : pcs.

### Description

Create your sofa set!

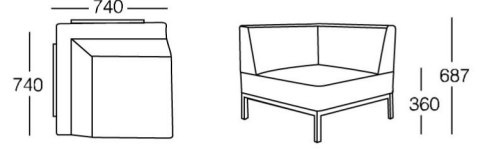
Slim Sofa Set can be produced in limitless variety of configurations, it's easy to place it by different combinations depending on space thanks to the modular system. Armrest (C) can be placed as right or left arm to the main module (A). Place it on both sides and create your single armchair unit. Add the corner module (B) to create your corner set. Enlarge it as much as need it with using the main module and side table (E), complete your set with optional center low table (D).

# SLIM MODULAR SOFA SET

# PAPATYA®

## CORNER MODULE

(B)



### ALUMINIUM BASE COLOURS



101 White



103 Anthracite



104 Taupe



113 Brass

### CUSHION COLOURS

#### ETISILK



02631



02709



02306



02183



#### BATYLINE EDEN



00566



00563



00555



Net weight

(kg)  
12.88

Gross Weight

(kg)  
14.88

Packaging



790x790x430 / m<sup>3</sup> 0.27

Shipment Details



20' : pcs.  
40' : pcs.  
40HC : pcs.  
100cbm : pcs.

### Description

Create your sofa set!

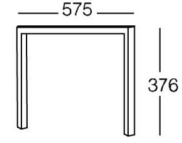
Slim Sofa Set can be produced in limitless variety of configurations, it's easy to place it by different combinations depending on space thanks to the modular system. Armrest (C) can be placed as right or left arm to the main module (A). Place it on both sides and create your single armchair unit. Add the corner module (B) to create your corner set. Enlarge it as much as need it with using the main module and side table (E), complete your set with optional center low table (D).

# SLIM MODULAR SOFA SET

# PAPATYA®

## ARMREST MODULE

(C)



STAINLESS STEEL COLOURS



101 White



103 Anthracite



104 Taupe



113 Brass

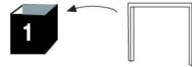
Net weight

(kg)  
1.62

Gross Weight


(kg)  
2

Packaging



40x60x6/ m<sup>3</sup> 0.01

Shipment Details

 20' : pcs.  
40' : pcs.  
40HC : pcs.  
100cbm : pcs.

Description

Create your sofa set!

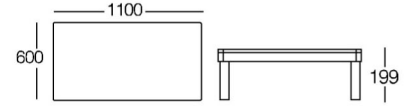
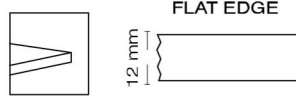
Slim Sofa Set can be produced in limitless variety of configurations, it's easy to place it by different combinations depending on space thanks to the modular system. Armrest (C) can be placed as right or left arm to the main module (A). Place it on both sides and create your single armchair unit. Add the corner module (B) to create your corner set. Enlarge it as much as need it with using the main module and side table (E), complete your set with optional center low table (D).

# SLIM MODULAR SOFA SET

# PAPATYA®

## CENTER LOW TABLE

(D)



### ALUMINIUM BASE COLOURS



101 White



103 Anthracite



104 Taupe



113 Brass

### COMPACT TOP (12mm) COLOURS



1050M



1049M

NEW



1057M



3039M



5054M



5056M



5101M



3177M



3167M



3120M

NEW



3169M



\*Except white, other colours are recommended only in shaded areas.

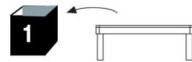
### Net weight

(kg)  
15.4

### Gross Weight

(kg)  
18

### Packaging



62x112x23/ m<sup>3</sup> 0.16

### Shipment Details



20' : pcs.  
40' : pcs.  
40HC : pcs.  
100cbm : pcs.

### Description

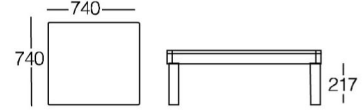
With the combination of electrostatic powder painted metal leg and compact table top, SLIM center low table has durability for outdoor. The side table is complementary item for collection. The selection can done from wide range of compact table top colour options.

# SLIM MODULAR SOFA SET

# PAPATYA®

## SIDE TABLE

(E)



### ALUMINIUM BASE COLOURS



### COMPACT TOP (12mm) COLOURS



\*Except white, other colours are recommended only in shaded areas.

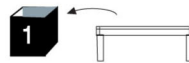
Net weight

(kg)  
13.18

Gross Weight

(kg)  
15.68

Packaging



76x76x23/ m<sup>3</sup> 0.13

Shipment Details

20' : pcs.  
40' : pcs.  
40HC : pcs.  
100cbm : pcs.

### Description

With the combination of electrostatic powder painted metal leg and compact table top, SLIM side table has durability for outdoor. The side table is complementary item for collection. The selection can done from wide range of compact table top colour options.